

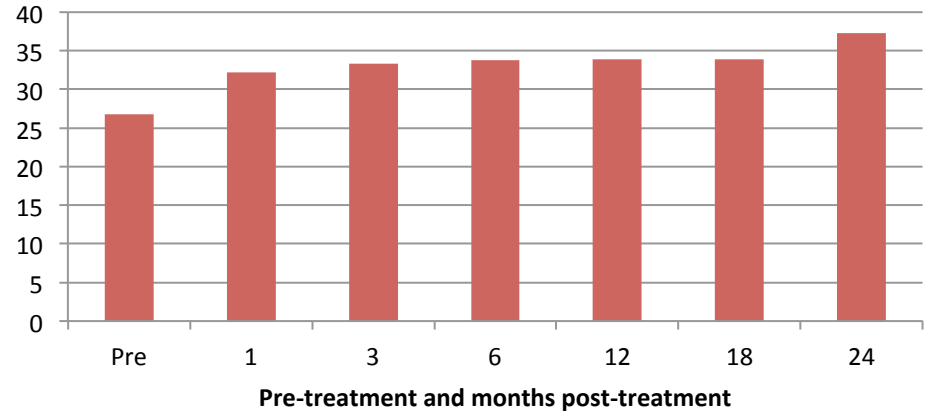
What's important here? The patient results detailed on this infographic are mostly men who are middle aged and only slightly overweight (BMI>25).

Patient Demographics

	Regenexx-SD
N	627 Procedures
Male	353 (56.3%)
Female	274 (43.7%)
Age	57 (16-92)
BMI	26.5 (14.6-46.2)

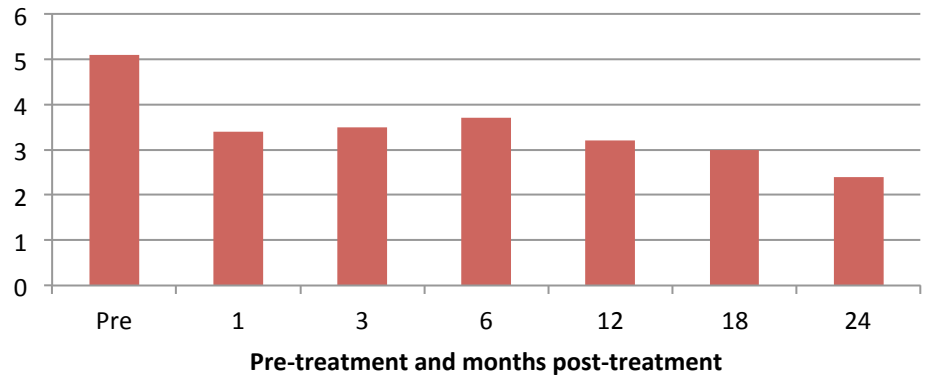
Caution! This is registry data, which is not the same as a controlled trial. This means it was collected as patients were treated.

Oxford Hip Scale




The graph above represents the mean of reported Oxford Hip Scale (OHS). The graph below is the means of reported pain. Available Ns for OHS are 470 at the baseline (pre-treatment), 200 at 1 mo, 276 at 3 mo, 210 at 6 mo, 134 at 12 mo, , 73 at 18 mo, 30 at 24 mo.

Pain Level



Fall 2015 Data Function and Pain

This data analysis is part of the fall 2015 data download of patients who were tracked in our advanced registry. Of note, we have noticed for many years that hips with arthritis generally under-perform knees for stem cell treatment outcomes. Studies have shown that the native stem cells in hips aren't as robust as those in knees. In general, while this data shows reasonable outcomes; to date, our data on cultured stem cells used in hip joints demonstrated better results than the same day procedure.



Regenexx-SD is a same day stem cell procedure where cells are harvested in the morning and placed back in the afternoon.

The available pain data for each time point were the following: 509 at the baseline (pre-treatment), 231 at 1 mo, 305 at 3 mo, 235 at 6 mo, 145 at 12 mo, 82 at 18 mo, and 43 at 24 mo.